

Fast Facts

Occidental Petroleum Corporation

Spring 2010

Oxy



Most Admired

Fortune magazine ranked Oxy No.1 among Most Admired Companies in the mining, crude-oil production category for 2010.

Production Growth

Oxy's worldwide oil and natural gas production grew 7 percent in 2009 to 645,000 barrels of oil equivalent per day — the highest annual production volume in Oxy's history.

Among the Best

Corporate Responsibility Magazine's 100 Best Corporate Citizens list for 2010 rated Oxy among the top two oil and gas companies and No. 26 overall.

Occidental Petroleum Corporation



Oil, Gas and Chemicals

Oxy is an international oil and gas exploration and production company, headquartered in Los Angeles since 1920, with operations in the United States, the Middle East/North Africa and Latin America. Oxy's subsidiary, OxyChem, is a major North American chemical manufacturer.

Diverse Workforce

Oxy has more than 27,000 employees and contractors worldwide, including Argentina, Bahrain, Bolivia, Colombia, Iraq, Libya, Oman, Qatar, United Arab Emirates, the United States and Yemen.

Leader in Safety

Oxy's 2009 employee Injury and Illness Incidence Rate of 0.41 significantly outperforms the all-U.S. industry average of 3.9, based on the most recently published data (for 2008) from the U.S. Bureau of Labor Statistics.

Biggest Producer

Oxy is the largest oil producer in Texas and New Mexico and the largest natural gas producer in California.

California Discovery

In 2009, Oxy made what is believed to be the largest oil and gas discovery in California in 35 years.

4th Largest

Oxy is the fourth-largest U.S. oil and gas company, based on market capitalization, growing from 12th-largest in 1998.



204% Increase

If you had \$100 invested in Oxy stock at the end of 2004, it would have tripled in value to \$304 at the close of 2009. The same \$100 invested in the S&P 500 Index would have only been worth \$102.

\$1.1 Billion

Oxy returned \$1.1 billion to Oxy stockholders in the form of dividends in 2009. The company has paid dividends every year since 1975.

Star Status

In 2009, U.S. EPA selected Oxy as a Natural Gas STAR Continuing Excellence (5 Years) award winner for significant, ongoing efforts to reduce methane emissions.

Market Leader

For every product it makes, OxyChem's market position is No. 1 or No. 2 in the U.S. and No. 1, 2 or 3 in the world.

Reserve Replacement

Oxy is a leader among its industry peers in reserve replacement. In 2009, Oxy replaced 206 percent of its production.*

2nd Largest

Oxy is the second-largest oil producer in Oman and offshore Qatar.

A-rated

Oxy's "A-level" credit rating from all major credit rating services is among the top 7 percent of all companies in the United States.

Best in Class

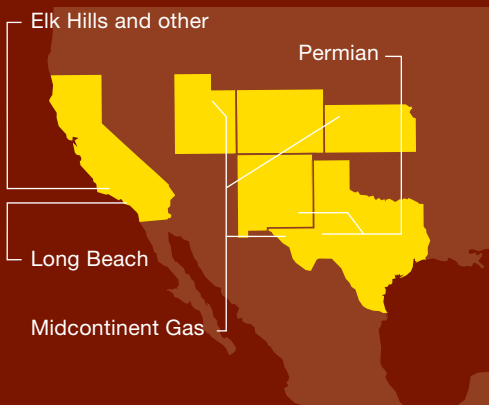
GovernanceMetrics International placed Oxy in the top 1% in 2009 of all companies it rates on governance standards.

38% Return

Total 2009 Oxy stockholder return, based on stock price appreciation plus dividend reinvestment, was over 38 percent.

CORE GEOGRAPHIC REGIONS AND TOTAL OIL AND GAS PRODUCTION

UNITED STATES 58%



MIDDLE EAST/ NORTH AFRICA 29%



LATIN AMERICA 13%

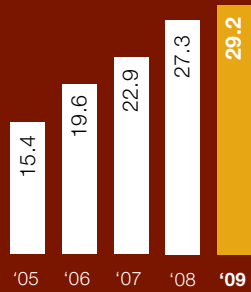


*See our 10-K and Form 8-K filed on Feb. 3, 2010, for 3- and 5-year averages and calculation methodology for reserve replacement ratio.

OXY BY THE NUMBERS

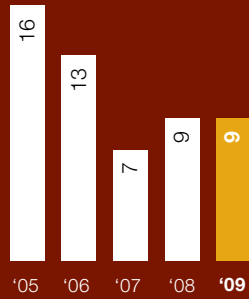
STOCKHOLDERS' EQUITY

\$ in billions



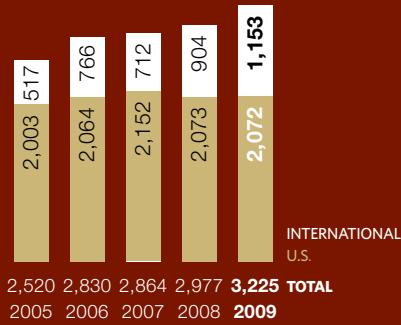
DEBT-TO-CAPITALIZATION RATIO

Stated as percent



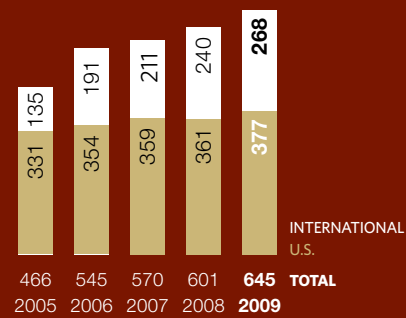
OIL AND NATURAL GAS PROVED RESERVES

Million BOE



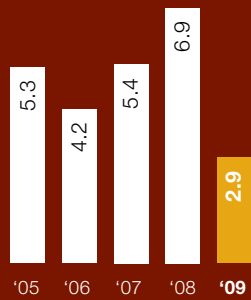
OIL AND NATURAL GAS SALES VOLUMES

Thousand BOEPP



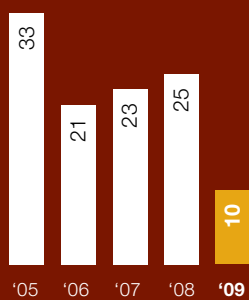
NET INCOME¹

\$ in billions



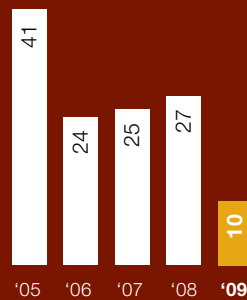
RETURN ON CAPITAL EMPLOYED (ROCE)²

Stated as percent



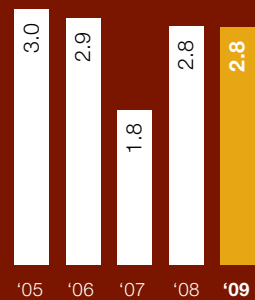
RETURN ON EQUITY (ROE)³

Stated as percent



TOTAL DEBT

\$ in billions



1 Net income represents amounts attributable to common stock, after deducting noncontrolling interest amounts.

2 ROCE is net income attributable to common stock, taking into account cost of capital, divided by the average of stockholders' equity plus total debt.

3 ROE is net income attributable to common stock divided by average stockholders' equity.



For additional information, refer to Oxy's 2009 Form 10-K, available at www.oxy.com or by calling 888-OXY-PETE.

Oxy began to report its production statistics on a pre-tax basis in the first quarter of 2010 but this document is still based on the prior method of reporting production statistics. Some prior year amounts may have been retrospectively changed to conform to current year presentations in accordance with GAAP.



Occidental Petroleum Corporation

www.oxy.com